

# Overview - Public Entities Quarterly Reporting

Approved receipts

703.8

90.0%

Approved spending

734.1

87.9%

Surplus/(deficit)

-30.3

- ☐ R billion
- ☒ R million
- ☐ R thousand

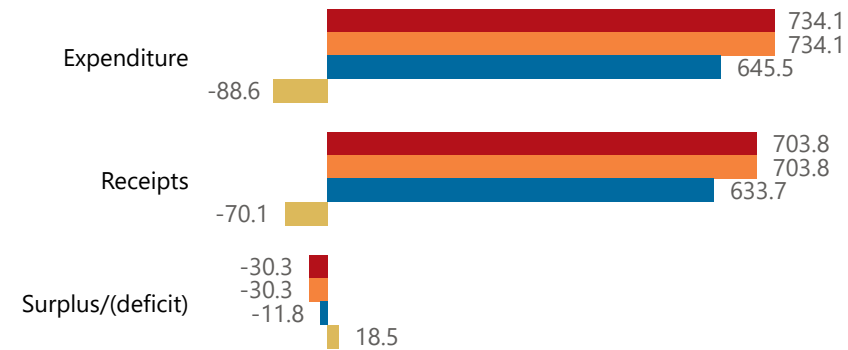


**national treasury**

Department:  
National Treasury  
REPUBLIC OF SOUTH AFRICA

## Consolidation

● Approved ● Forecast ● YTD ● Variance



## Composition of receipts



## Quarter

4

## Cluster

All

## Department

Agriculture

## Entity

Perishable Products Export Control B...

## Composition of spending



## Functional grouping



## Spending by PFMA schedule



# Public Entities Receipts

Approved sales of G&S

696.3

89.9%

Approved transfers

(Blank)

(Blank)



national treasury

Department:  
National Treasury  
REPUBLIC OF SOUTH AFRICA

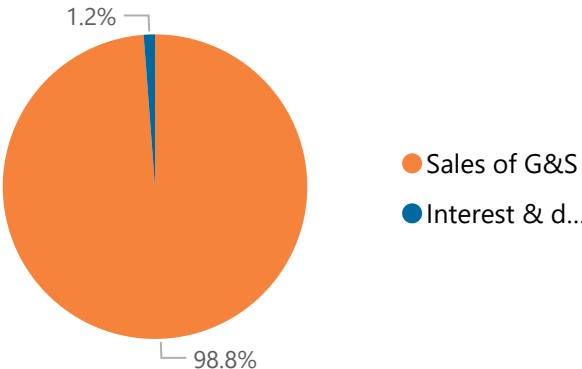
- ☐ R billion
- ☒ R million
- ☐ R thousand

## Actual vs Forecast

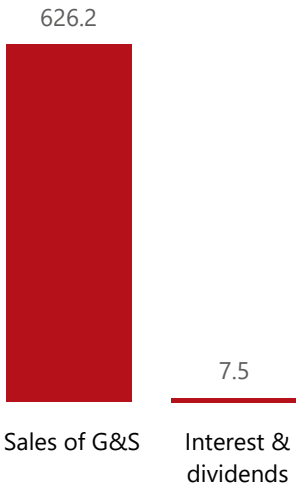
● Approved ● Forecast ● YTD ● Variance



## Composition of receipts



## Top 5 Receipts



## Quarter

4

## Cluster

All

## Department

Agriculture

## Entity

Perishable Products Export Control B...

## Top 5 Transfers

## Receipts

Level 3	Approved	YTD	% YTD
+ Sales of G&S	696.3	626.2	98.8%
+ Interest & dividends	7.5	7.5	1.2%
Total	703.8	633.7	100.0%

# Public Entities Spending

Approved CoE	Approved G&S	Approved transfers
482.592.1%	251.679.9%	(Blank)90.0%

- ☐ R billion
- ☒ R million
- ☐ R thousand

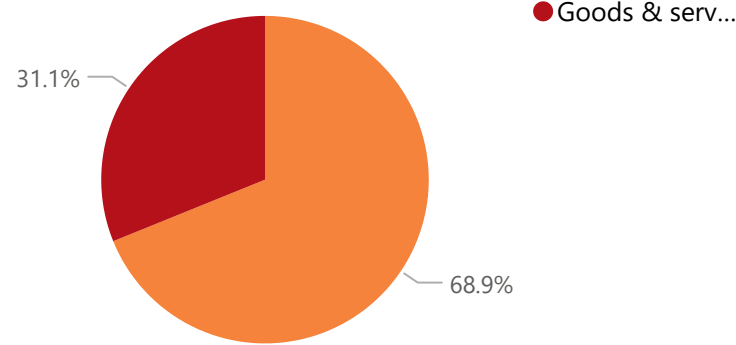
Actual vs Forecast

● Approved ● Forecast ● YTD ● Variance

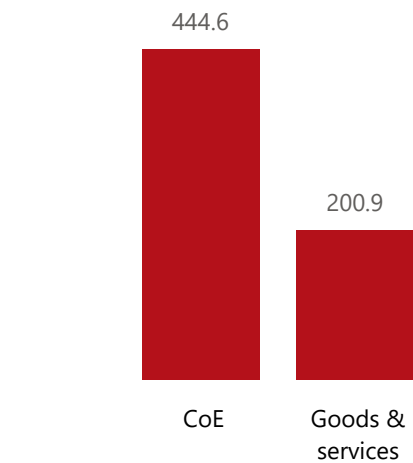


Composition of spending

● CoE ● Goods & serv...



Top 5 Goods & services



Quarter

4

Cluster

All

Department

Agriculture

Entity

Perishable Products Export Control B...

Capital assets

Spending

Level 3	Approved	YTD	% YTD
CoE	482.5	444.6	68.9%
Goods & services	251.6	200.9	31.1%
Total	734.1	645.5	100.0%